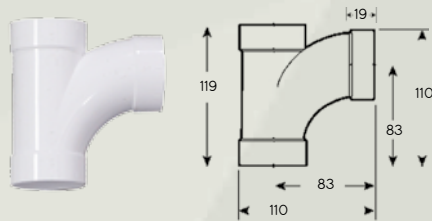
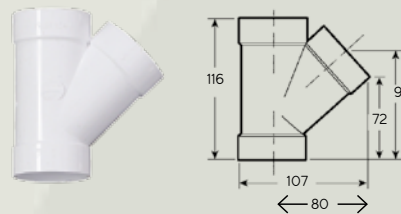


# Raccords PVC

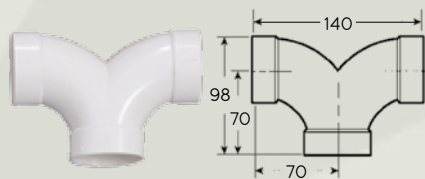
**R 04**  
T 90° long.



**R 15**  
T 45°



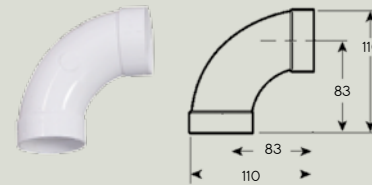
**R 16**  
T double 90°  
Long.



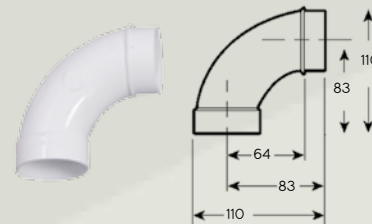
**R 17**  
T double 45°



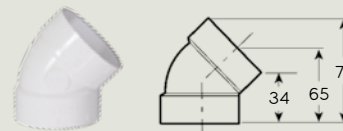
**R 05**  
Coude 90°  
Long F/F.



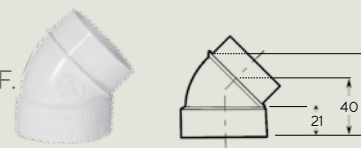
**R 06**  
Coude 90°  
Long M/F.



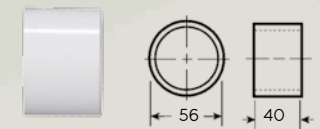
**R 07**  
Coude 45° F/F.



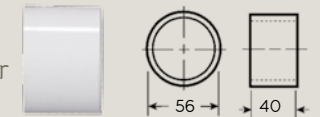
**R 08**  
Coude 45° M/F.



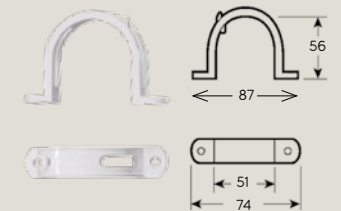
**R 09**  
Manchon.



**R 14**  
Manchon adaptateur  
50/50.8mm.



**R 10**  
Collier  
monobloc.



**R 12**  
Bouchon.



Sur tous les raccords PVC, épaulement = 19 mm